

POSH CHAMPION



16,000 BHP / 201.56 TBP / DP2 / AHTS Call Sign: 9V8180

Class Notation ABS +A1 Towing Vessel, Fire Fighting Vessel Class 1, Offshore Support Vessel AH, (E) + AMS, +ACCU, +DP-2

Principal Particulars

Flag	Singapore
Year Built	2011
Place Built	USC Keihin Shipyard, Yokohama, Japan
Design Draft	6.00 m
Max Draft	6.60 m
Gross Tonnage	3,261.0 T
Net Tonnage	978.0 T
Deadweight (Max Draft)	3,174.0 T @ 6.60 m draft
Displacement	6,080.0 T
IMO No.	9514274
Design	USC 180T BP AHTS No. 0056

Dimensions

Length Overall	75.27 m
Beam Overall	18.00 m
Depth Moulded	8.10 m

Performance

Max Speed	12.00 kts
Economical Speed	10.00 kts

* Subject to actual weather and operating conditions

Cargo Deck

Deck Cargo Area	516.0 m ²
Deck Cargo Dimension	34.4 m x 15.0 m
Deck Cargo Capacity	1,000.0 T
Deck Strength	10.0 T/m ² (Aft to Fr.16); 5.0 T/m ² (Fr.16 - Fr.51)
Reefer Points	8 (4 x 440v, 4 x 220v)

Capacities

Fuel Tank	1734 m ³
Fresh Water	590.9 m ³
Endurance	32 days @ 75% ME Load

Discharging Rates

Fresh Water/Pump	1 x 200 m ³ /hr@90 m head
Fuel/Pump	1 x 150 m ³ /hr@90 m head

Accommodation

1 – Berth Cabins	14
2 – Berth Cabins	6
4 – Berth Cabins	1
Total (POB)	30

Deck Crane

Fixed Crane	SWL 5.0 T @ 14.0 m radius (TTS)
Movable Crane	SWL 4.5 T @ 13.0 m radius (Triplex)

Dynamic Positioning System

DP Class	DP 2, Converteam ADP21 - Independent Joystick
References	2 x DGPS + 1 x Cyscan
VRU	2

Main Engines & Generators

Main Engines	Wartsila / 12V32 2 x 8,000 BHP each
Shaft Generators	AVK (Wartsila) 2 x 2,240 kW each
Diesel Generators	Caterpillar C18 / SR4 2 x 500 kW each
Emergency Generators	Caterpillar C4.4 / LSA 44.2 S7, 1 x 72 kW each

Thrusters & Propulsion

Bow Thruster	Kawasaki 2 x Tunnel Thruster @ 800 kW (12.0 T)
Stern Thruster	Kawasaki 1 x Tunnel Thruster @ 800 kW (12.0 T)
Propellers	Wartsila, 4 Bladed, 2 x CP Propellers in fixed nozzles
Rudders	Rolls Royce 2 x independent high lift flat type

Anchor Handling/Tow Equipment

Tow/Anchor Handling Winch	Rolls-Royce/Reverse Waterfall/1 x SL350W/BSL350W
Stall Pull Capacity	350.0 T
Brake Holding Capacity	450.0 T @ 1 st layer of rope on the drum
Tow Drum Capacity	2,500.0 m x 77.0 mm dia wire
Anchor Handling Capacity	2,500.0 m x 77.0 mm dia wire
Secondary Winch Capacity	NIL
Storage Reel Capacity	2 x 1,500.0 m x 77.0 mm dia wire
Tugger Winch	Rolls-Royce 2 x 17.0 T each
Capstan	2 x 10.0 T each
Shark Jaws	2 x Triplex H-500 (SWL 500.0 T)
Tow Pins	2 x Triplex S-200 (SWL 200.0 T vertical)
Stern Roller	5.0 m x 3.0 m dia (SWL 500.0 T)
Gypsies	2 x 76.0 mm + 2 x 84.0 mm
Chain Locker	2 x 102 m ³

Tow/Anchor Handling Wires

Main Tow Wire	1,500.0 m x 76.0 mm dia wire
Spare Tow Wire	1,500.0 m x 76.0 mm dia wire
Anchor Handling Wire	1,500.0 m x 76.0 mm dia wire

Mooring Equipment

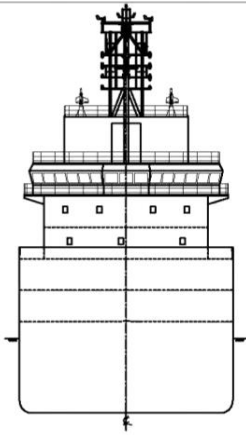

Anchor	2 x HHP Stockless Anchor, 2,138 kg
Anchor Chain	2 x 495.0 m x 46.0 mm dia
Anchor Windlass	15 T @ 12 m/min

Fire Fighting and Rescue

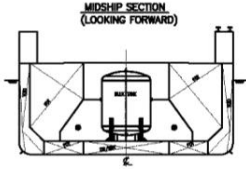
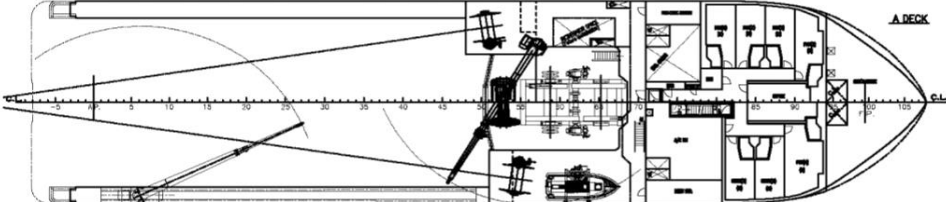
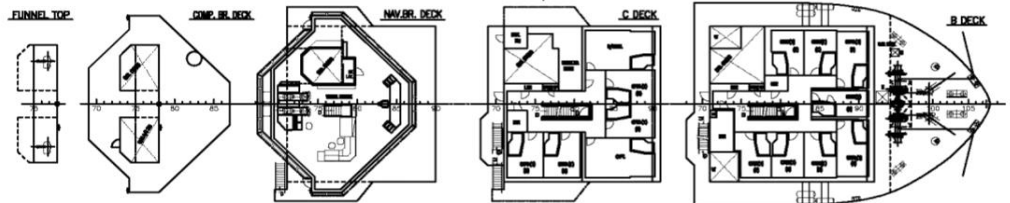
Firefighting System	FiFi 1
FiFi Pump	2 x 1,762 m ³ /hr
FiFi Monitors	2 x 1,200 m ³ /hr
Spray Booms	2 x 6.0 m/Fixed nozzle
Dispersant Capacity	12.19 m ³
Foam Capacity	23.53 m ³
Rescue Boat	1 x 15 man/water-jet/144 hp
Life Rafts	6 x 16 man
Life Buoys	10
Life Jackets	42

PRINCIPAL PARTICULARS

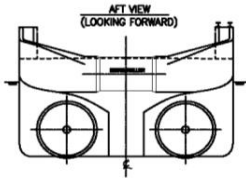
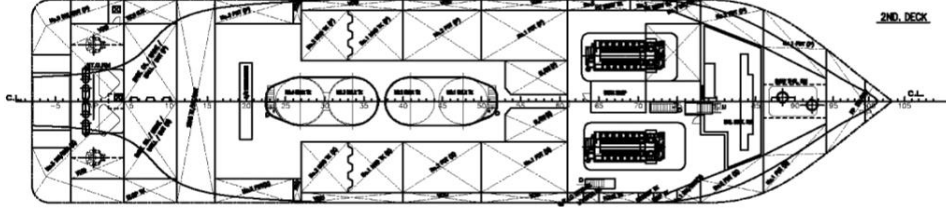
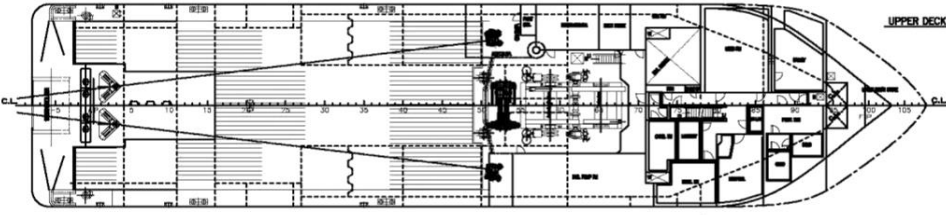
LENGTH(OA) APPROX. 75.3m
 LENGTH(B.P) 65.0m
 BREADTH(MLD) 18.00m
 DEPTH(MLD) 8.10m
 DESIGNED DRAFT(MLD) 6.00m
 MAX. SUMMER DRAFT(MLD) 6.80m



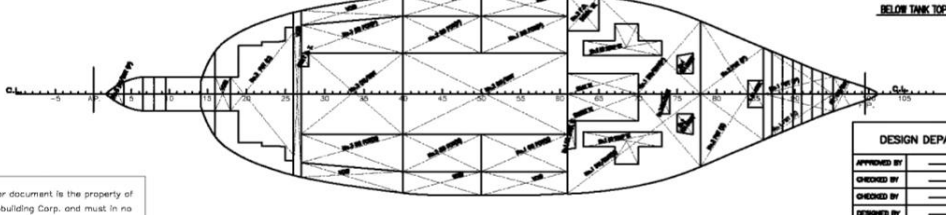
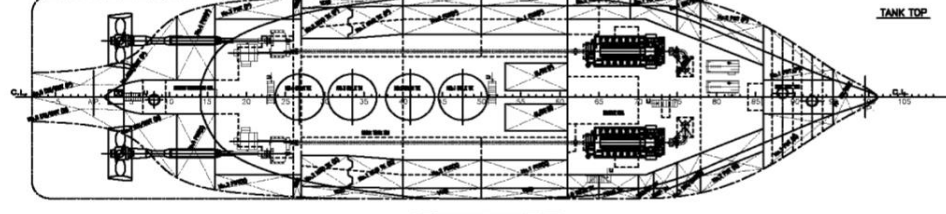
FRONT VIEW
(LOOKING AFT)



MIDSHIP SECTION
(LOOKING FORWARD)



AFT VIEW
(LOOKING FORWARD)



This drawing or document is the property of Universal Shipbuilding Corp. and must in no case wholly or partially be copied, shown or given to a third party without the expressed consent of Universal Shipbuilding Corp.

DESIGN DEPARTMENT	PLAN No.	180T BP AHTS
APPROVED BY	SN0.0056/57	
CHECKED BY		
DESIGNED BY		
DRAWN BY		
DATE OF DESIGN	June 18, 2009	
SCALE	1/200	Universal Shipbuilding Corporation
GENERAL ARRANGEMENT		DWG. No. 4011100-10
		REV. 1