

FLEET LIST – OFFSHORE SUPPLY VESSELS

ANCHOR HANDLING/ TOWING/SUPPLY/SAFETY		BHP	BP (T)	DP	LOA (M)	DECK SPACE (M ²)	BUILT
1	POSH Champion	16,000	194	2	75.27	468	2011
2	POSH Commander	16,000	194	2	75.27	468	2011
3	POSH Persistence	12,240	150	2	76.00	585	2013
4	POSH Perseverance	12,240	153	2	76.00	585	2015
5	POSH Hermosa	10,800	120	2	70.70	470	2008
6	POSH Radiant	8,000	107	2	70.33	485	2014
7	POSH Raptor	8,000	106	2	70.33	475	2016
8	WINPOSH Regent*	8,000	100	2	69.90	438	2010
9	WINPOSH Rampart*	8,000	100	2	71.50	450	2012
10	WINPOSH Resolve*	8,000	100	2	71.50	450	2012
11	WINPOSH Ready*	8,000	100	2	70.33	485	2014
12	POSH Dauntless	7,000	90	2	81.00	650	2013
13	POSH Daring	7,000	90	2	81.00	650	2013
14	POSH Defender	7,000	90	2	81.00	650	2013
15	POSH Springbok	5,150	60	-	64.00	400	2017
16	POSH Steenbok	5,150	60	-	64.00	400	2017
17	POSH Gemsbok	5,150	60	-	64.00	400	2017
18	POSH Okapi	5,150	60	-	64.00	400	2017
19	POSH Oribi	5,150	60	-	64.00	400	2017
20	POSH Impala	5,150	60	-	64.00	400	2017

PLATFORM SUPPLY VESSEL		BHP	DWT (T)	DP	LOA (M)	DECK SPACE (M ²)	BUILT
1	POSH Jaeger	7,000	4,100	2	78.25	820	2016
2	POSH Shearwater	4,900	3,200	2	78.70	670	2013
3	POSH Sandpiper	4,900	3,200	2	78.70	670	2013
4	POSH Fulmar	4,900	3,200	2	78.70	670	2013
5	POSH Pelican	4,900	3,200	2	78.70	670	2013

UTILITY MAINTENANCE VESSEL		BHP	CRANE (T)	LOA (M)	DECK SPACE (M ²)	BUILT
1	POSH Mariam	3,150	20	49.40	200	2016
2	POSH Houria	3,150	20	49.40	200	2017
3	POSH Maysa	3,150	20	50.00	200	2016
4	POSH Mai	3,150	20	50.00	200	2016

*Vessels owned by JVC

Particulars given herein are believed to be correct but not guaranteed. Owners reserve the rights to amend specifications without notification.

FLEET LIST – TRANSPORTATION & INSTALLATION

ANCHOR HANDLING /TOWING /SUPPORT		BHP	BP (T)	DP	LOA (M)	DECK SPACE (M ²)	BUILT
1	POSH Falcon	16,300	205	1	75.30	450	2013
2	POSH Hawk	16,300	207	1	75.30	450	2013
3	POSH Concorde	16,000	213	2	74.50	497	2012
4	POSH Teal	21,456	255	2	91.60	900	2012

ANCHOR HANDLING TUGS		BHP	BP (T)	LOA (M)	DECK SPACE (M ²)	BUILT
1	POSH Antares	6,600	85	50.70	200	2016
2	POSH Arcturus	6,600	85	50.70	200	2018
3	POSH Gaya	5,000	50	49.00	230	2008
4	POSH Pahlawan	5,000	65	49.95	220	2010
5	POSH Panglima	5,000	65	49.95	220	2010
6	Maritime Putra	5,000	65	40.00	180	2005
7	Maritime Putri	5,000	65	40.00	180	2005
8	PW Reliance*	3,600	45	41.80	100	2009

TOWING TUGS		BHP	BP (T)	LOA (M)	DECK SPACE (M ²)	BUILT
1	Maritime Ratu	3,200	45	36.10	126	2004

DECK/TANK BARGES		DWT (T)	DECK STRENGTH (T/M ²)	DIMENSIONS (FT)	FLAG	BUILT
1	WINPOSH 3301*	12,200	20	330 X 110 X 20	Indonesia	2007
2	Maritime Amber	7,500	25	282 X 90 X 18	Singapore	2015
3	Maritime Diamond	7,500	25	282 X 90 X 18	Singapore	2015
4	Maritime Icon	7,700	15	282 X 90 X 18	Singapore	2008
5	Maritime Topaz	7,700	15	282 X 90 X 18	Singapore	2008
6	Maritime Hope	8,000	15	282 X 90 X 18	Indonesia	2004

*Vessels owned by JVC

Particulars given herein are believed to be correct but not guaranteed. Owners reserve the rights to amend specifications without notification.

FLEET LIST – OFFSHORE ACCOMMODATION

SEMI-SUBMERSIBLE ACCOMMODATION VESSELS									
	NO. OF BEDS	TOTAL DECK AREA (M ²)	INSTALLED POWER	OFFSHORE CRANES	GANGWAY	DP	CLASS	BUILT	
1	POSH Xanadu	750	1,800	32,120 kW (Diesel Electric)	1 X 150T 1 X 100T	38.5m +/-8m	3	ABS	2014
2	POSH Arcadia	750	1,800	32,120 kW (Diesel Electric)	1 X 150T 1 X 100T	38.5m +/-8m	3	ABS	2016
3	CIMC Gretha	618	2,000	33,825 kW (Diesel Electric)	2 x 1800T	36.5m +/- 6m	3	ABS	2012
4	CIMC Prometheus	500	2,000	8,360 kW (Diesel Electric)	1 x 1100T	36.5m +/- 6m	3	ABS	2012

MONOHULL ACCOMMODATION VESSELS									
	NO. OF BEDS	TOTAL DECK AREA (M ²)	INSTALLED POWER	OFFSHORE CRANES	GANGWAY	DP	CLASS	BUILT/ CONVERTED	
1	POSH Endurance	238	800	6,980 kW (Diesel Electric)	1 X 100T	-	2	ABS	2015
2	POSH Endeavour	238	780	6,980 kW (Diesel Electric)	1 X 100T AHC	20m +/-5m AHC	2	ABS	2015
3	POSH Enterprise	238	780	6,980 kW (Diesel Electric)	1 X 120T AHC	20m +/-5m AHC	2	ABS	2015
4	POSH Elegance	238	800	7,820 kW (Diesel Electric)	1 X 100T AHC	-	2	ABS	2016
5	POSH Bawean	198	600	2,400 BHP (Main Engine) 2,575 kW (Aux Engine)	1 X 100T	Articulated 25m	8 pt mooring	BV/BKI	2014

MULTI PURPOSE SUPPORT VESSELS									
	NO. OF BEDS	TOTAL DECK AREA (M ²)	INSTALLED POWER	OFFSHORE CRANES	GANGWAY	DP	CLASS	BUILT	
1	PW Natuna*	300	1,135	2,199 kW (Generators)	1 X 200T 1 X 30T	Articulated 20m +/-5m	8 pt mooring	ABS	2010
2	POSH Mallard	108	1,150	8,820 kW (Diesel Electric)	1 X 120T AHC	-	2	ABS	2017
3	POSH Pintail	108	1,150	8,820 kW (Diesel Electric)	1 X 120T AHC	-	2	ABS	2017
4	POSH Skimmer	79	760	5,518 kW (Diesel Electric)	-	Ampelmann A EP type	2	ABS	2018


*Vessels owned by JVC


Particulars given herein are believed to be correct but not guaranteed. Owners reserve the rights to amend specifications without notification.


FLEET LIST – HARBOUR SERVICES

HARBOUR TUGS	BHP	BP (T)	CLASS	BUILT
1 POSH Hardy	5,000	73	BV	2017
2 POSH Husky	5,000	72	BV	2016
3 POSH Guardian	4,000	50	BV	2015
4 POSH Grace	4,000	50	BV	2015
5 POSH Gentle	4,000	50	BV	2015
6 POSH Gallant	4,000	50	BV	2014
7 POSH Harvest	4,000	50	ABS	2010
8 POSH Gusto	4,000	50	ABS	2017
9 POSH Gaia	4,000	50	ABS	2016
10 POSH Zest	3,200	40	BV	2015
11 PW Tentu	3,600	45	ABS	2016
12 PW Tenteram	3,600	45	ABS	2016
13 PW Tetap	3,600	45	BV	2014
14 PW Tepat	3,600	45	BV	2013
15 PW Tenang	3,600	45	BV	2012
16 PW Iota	3,600	45	ABS	2012
17 PW Lambda	3,600	45	ABS	2012

PACC Offshore Services Holdings Ltd

 marketing@paccoffshore.com.sg

 +65 6839 6500

 No. 1, Kim Seng Promenade, #06-01
Great World City, Singapore 237994

