

POSH COMMANDER


16,000 BHP / 194.14 TBP / DP2 / AHTS Call Sign: 9V3970
Class Notation ABS +A1, Towing Vessel, Fire Fighting Vessel Class 1, Offshore Support Vessel AH, (E) +AMS, +ACCU, +DPS-2

Principal Particulars

Flag	Singapore
Year Built	2011
Place Built	USC Keihin Shipyard, Yokohama, Japan
Design Draft	6.00 m
Max Draft	6.60 m
Gross Tonnage	3,261.0 T
Net Tonnage	978.0 T
Deadweight (Max Draft)	3,174.0 T @ 6.60 m draft
Displacement	6,080.0 T
IMO No.	9514286
Design	USC 180T BP AHTS No. 0057

Dimensions

Length Overall	75.27 m
Beam Overall	18.00 m
Depth Moulded	8.10 m

Performance

Max Speed	12.00 kts
Economical Speed	10.00 kts

* Subject to actual weather and operating conditions

Cargo Deck

Deck Cargo Area	468.0 m ²
Deck Cargo Dimension	34.0 m x 15.0 m
Deck Cargo Capacity	1,000.0 T
Deck Strength	10.0 T/m ² in 171 m ² ; 5.0 T/m ² in 297 m ²
Reefer Points	8 (4 x 440v, 4 x 220v)

Capacities

Fuel Tank	808.0 m ³
Fresh Water	590.9 m ³
Drill Water *	705.8 m ³
Ballast Water *	705.8 m ³
Mud Tank	434.7 m ³
Brine Tank *	156.7 m ³
Base Oil *	156.7 m ³
Dry Bulk Tank	250.0 m ³ (in 4 tanks)

* Indicates tanks with shared capacity

Discharging Rates

Drill Water/Pump	1 x 200 m ³ /hr@90 m head
Fresh Water/Pump	1 x 200 m ³ /hr@90 m head
Fuel/Pump	1 x 150 m ³ /hr@90 m head
Brine/Pump	1 x 75 m ³ /hr@90 m head
Liquid mud/Pump	2 x 75 m ³ /hr@90 m head
Dry Bulk Tank	1 x 60 m ³ /hr@20 m head

Accommodation

1 – Berth Cabins	14
2 – Berth Cabins	6
4 – Berth Cabins	1
Total (POB)	30

Main Engines & Generators

Main Engines	Wartsila 2 x 8,000 BHP each
Shaft Generators	Cummins 2 x 2,240 kW each
Diesel Generators	Caterpillar 2 x 500 kW each
Emergency Generators	Caterpillar 1 x 72 kW each

Thrusters & Propulsion

Bow Thruster	Kawasaki 2 x Tunnel Thruster @ 800 kW (12.0 T)
Stern Thruster	Kawasaki 1 x Tunnel Thruster @ 800 kW (12.0 T)
Propellers	Martsila & Wartsila 2 x CP Propellers in fixed nozzles
Rudders	Rolls Royce 2 x independent high lift flat type

Deck Crane

Fixed Crane	SWL 5.0 T @ 14.0 m radius
Movable Crane	SWL 4.5 T @ 13.0 m radius

Anchor Handling/Tow Equipment

Tow/Anchor Handling Winch	Rolls-Royce 1 x SL350W/BSL350W
Stall Pull Capacity	402.0 T
Brake Holding Capacity	450.0 T @ 1st layer of rope on the drum
Tow Drum Capacity	2,500.0 m x 77.0 mm dia wire
Anchor Handling Capacity	2,500.0 m x 77.0 mm dia wire
Secondary Winch Capacity	NIL
Storage Reel Capacity	1,500.0 m x 77.0 mm dia wire
Tugger Winch	Rolls-Royce 2 x 17.0 T each
Capstan	2 x 10.0 T each
Shark Jaws	2 x Triplex H-500 (SWL 500.0 T)
Tow Pins	2 x Triplex S-200 (SWL 200.0 T vertical)
Stern Roller	5.0 m x 3.0 m dia (SWL 500.0 T)
Gypsies	2 x 76.0 mm + 2 x 84.0 mm
Chain Locker	204.06 m ³

Tow/Anchor Handling Wires

Main Tow Wire	1,500.0 m x 76.0 mm dia wire
Spare Tow Wire	1,500.0 m x 76.0 mm dia wire
Anchor Handling Wire	1,500.0 m x 76.0 mm dia wire

Mooring Equipment

Anchor	2 x HHP Stockless Anchor, 2,150 kg
Anchor Chain	990.0 m x 46.0 mm dia
Anchor Windlass	12.2 T @ 14.5 m/min

Dynamic Positioning

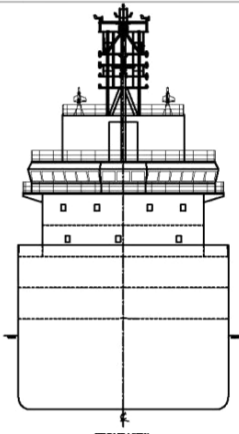

DP Class	DP 2, Converteam ADP21 - Independent Joystick
References	2 x DGPS + 1 x Cyscan

Fire Fighting and Rescue

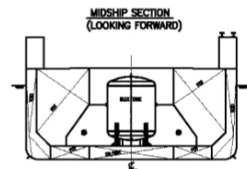
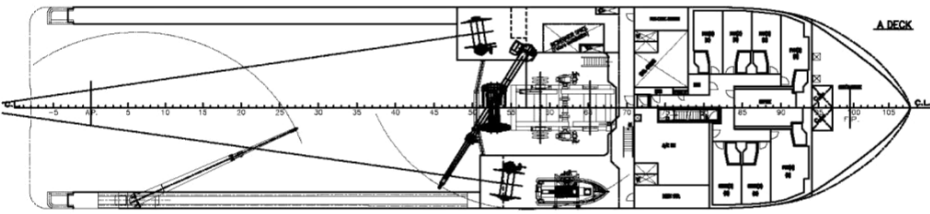
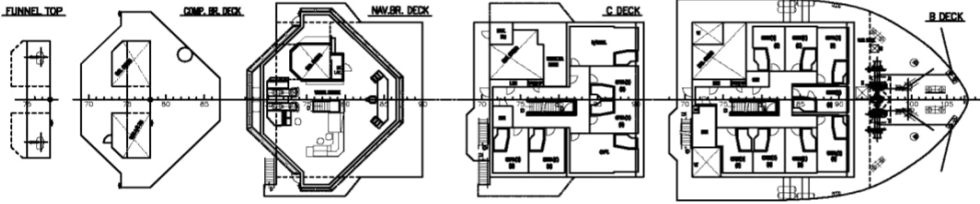
Firefighting System	FiFi 1
FiFi Pump	2 x 1,650 m ³ /hr
FiFi Monitors	2 x 1,200 m ³ /hr
Spray Booms	2 x 6.0 m/Fixed nozzle
Dispersant Capacity	12.19 m ³
Foam Capacity	23.53 m ³
Rescue Boat	1 x 15 man/water-jet/144 hp
Life Rafts	6 x 16 man
Life Buoys	10
Life Jackets	42

PRINCIPAL PARTICULARS

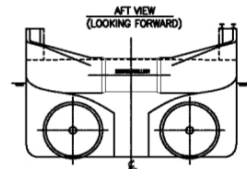
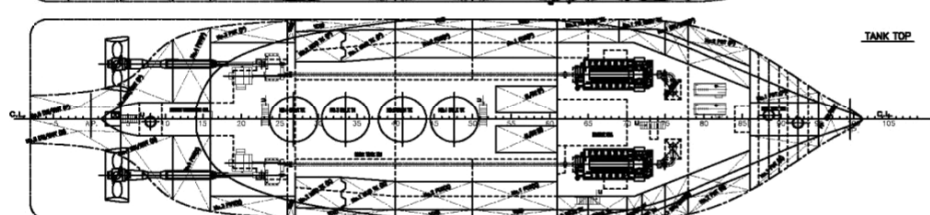
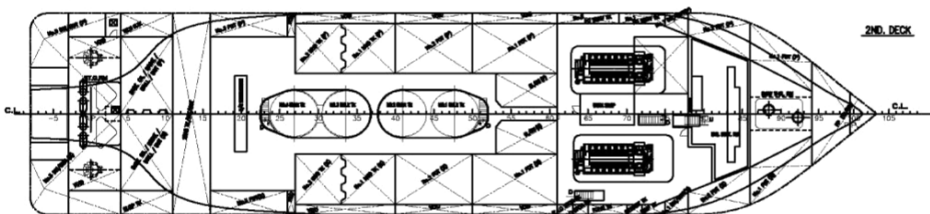
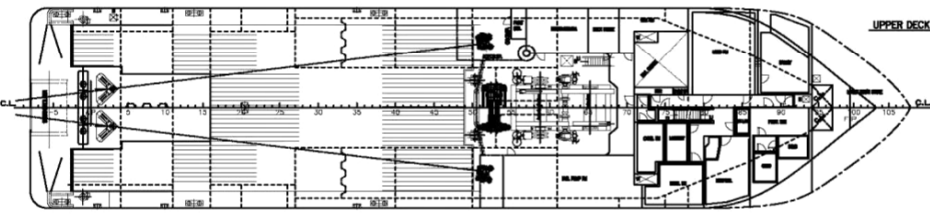
LENGTH(O.A) APPROX. 75.3m
 LENGTH(B.P) 65.00m
 BREADTH(MLD) 18.00m
 DEPTH(MLD) 8.10m
 DESIGNED DRAFT(MLD) 6.00m
 MAX. SUMMER DRAFT(MLD) 6.60m



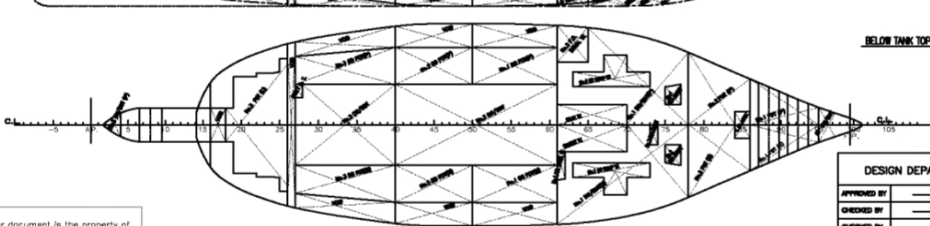
FRONT VIEW
(LOOKING AFT)



MIDSHIP SECTION
(LOOKING FORWARD)



AFT VIEW
(LOOKING FORWARD)



DESIGN DEPARTMENT	HELL No. SNo.0056/57	180T BP AHTS
APPROVED BY	GENERAL ARRANGEMENT	
CHECKED BY		
DESIGNED BY		
DATE OF DESIGN		
DATE OF SCALE	June 18, 2009	
1/200	Universal Shipbuilding Corporation	DESIGN: 4011100-10
		REV: 1

This drawing or document is the property of Universal Shipbuilding Corp. and must in no case wholly or partially be copied, shown or given to a third party without the expressed consent of Universal Shipbuilding Corp.