

POSH TERASEA OFFSHORE PTE LTD

No. 1 Kim Seng Promenade #06-01
Great World City, Singapore 237994
Tel +65 6839 6500 / Fax +65 6264 4190
marketing@poshterasea.com.sg



SALVERITAS



12,000 BHP / 150 TBP AHT / Ocean Towing / Salvage Tug Call Sign: S6HA5

Principal Particulars

Flag	: Singapore
Year Built	: 2007
Place Built	: Japan
Length Overall	: 68 m
Length B.P.	: 60 m
Breadth Moulded	: 16.4 m
Depth Moulded	: 7.2 m
Design Draft	: 5.2 m
IMO No.	: 9351828
Official No.	: 393858

Classification

ABS + A1 (E) + AMS, "TOWING VESSEL"

Capacities

Gross Tonnage	: 2658 tons
Nett Tonnage	: 797 tons
Deadweight at 6.00 m	: 2804 tons
Heavy Fuel	: 2050 cbm
Diesel Oil	: 200 cbm
Water ballast Tank	: 1000 cbm
Fresh Water	: 185 cbm
Foam	: 13 cbm
Oil Dispersant	: 13 cbm
Free Deck Space	: 350 sqm
Speed at design draft	: 15 knots
Bollard Pull	: 150 tons

Accommodation

One Man Cabin	: 6
Two Men Cabin	: 5
Four Men Cabin	: 5
Total Complement	: 36 men

Machinery & Deck Equipment

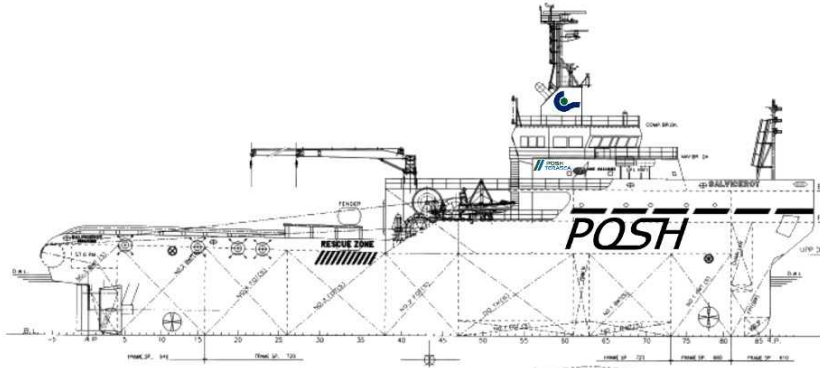
Main Engines	: Wartsila 9L32, 2x4,500 kW @ 750 Rpm
Propellers	: CPP in Nozzles (Lips)
Generators	: 2 x Diesel Main Generator 330 kw each 415v 3 Ph 50 hz 2 x Shaft Generator 1200 kw each 415v 3 Ph 50 hz 1 x Emergency Generator 60 kw 415v 3 Ph 50 hz
Bow Thruster	: 800 kW @ 12 tons thrust
Stern Thruster	: 588 kW @ 9.2 tons thrust
Deck Crane	: 1x hydraulic telescopic crane, 2tons x 14m

Towing/Anchor Handling

Towing Winch	: Hydraulic Waterfall Double Drum Type Brake Holding Capacity @ 400 tons
Towing Wires	: 2x 1500 m x 76 mm Dia towing wires
Recovery Winch/tugger	: 2 x 20 ton electro-hydraulic winches with drum of 400m x 38mm dia
Storage reel	: 1 off 1500 m x 76 mm dia
Shark Jaw	: SWL 350 tons, hydraulic retractable type
Towing pin	: SWL 200 tons, hydraulic retractable type
Capstan	: 2 x 10 tons electro-hydraulic type
Sternroller	: SWL 350 tons 2.5 m x 2000 mm dia
Anchor Windlass	: 2 x rope drums @ 10 ton x 9 m/min

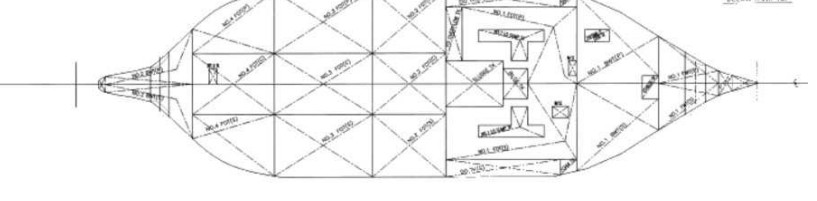
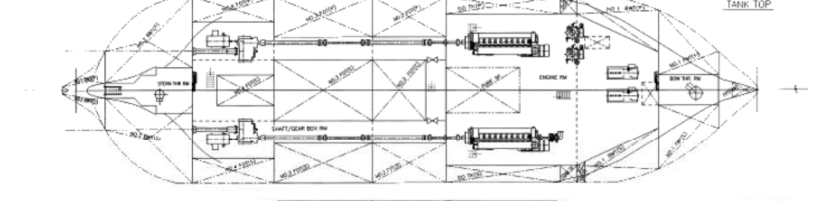
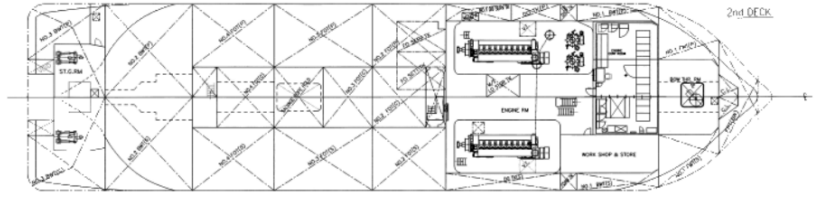
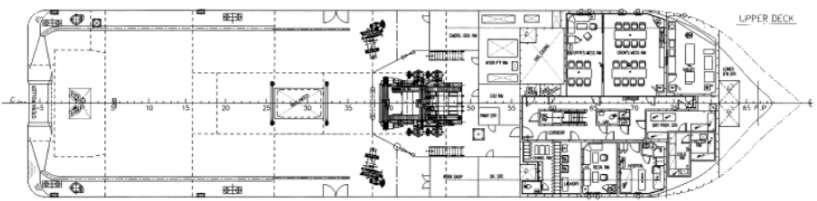
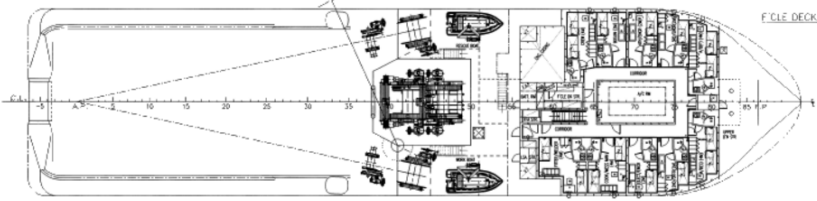
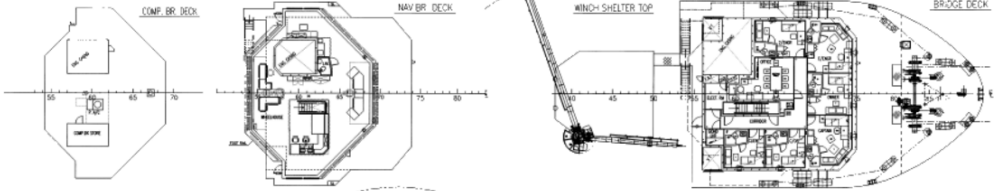
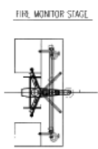
FiFi ½ System

External Fire-fighting	: FiFi ½, 2 x dual foam/water monitor @600cum/hr each.
------------------------	---



PRINCIPAL PARTICULARS

LENGTH(O.A)	APPROX 68.0m
LENGTH(B.P)	60.00m
BH(A)TH(M.L.D)	16.40m
DEPTH(M.L.D)	7.20m
DRAFT (DESIGN) (M.L.D)	5.20m
DRAFT 1 (SCAF.) (M.L.D)	6.00m
CLASS	ABS TOWING VESSEL



THIS DOCUMENT AND ITS CONTENTS SHALL NOT BE MADE AVAILABLE TO ANY AND PARTLY WITHOUT WRITTEN PERMISSION FROM POSH TERASSEA Pte Ltd

POSH TERASSEA Pte Ltd 100, North Bridge Road, #04-01, Singapore 078499 Tel: +65 6339 2222 Fax: +65 6339 2223	
TITLE	
SCALE	AS SHOWN
NO.	001
DATE	01/11/2014
DESIGNED BY	TERASSEA
CHECKED BY	TERASSEA
APPROVED BY	TERASSEA
PROJECT NO.	
DRAWN	